





Remote Care Platform



Step

1

Download the
DOH Remote Care App



The app is available on Android and iOS devices, in both Arabic and English language,



Step

2

Open the Remote Care App
and Register

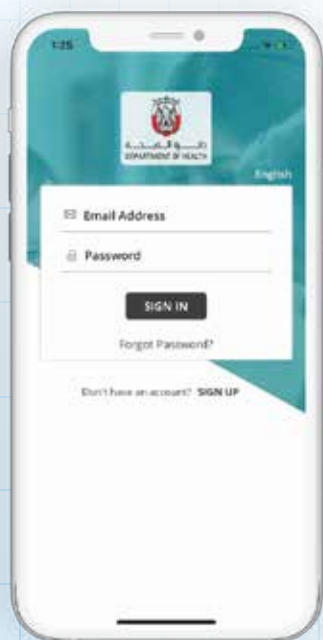
Start by filling in all fields on the registration screen to sign up to the app. Please ensure to grant the application permissions if it is your first time opening the app.

Step

3

Sign in and complete your Profile

Sign in



Sign in once you have completed registration

Profile



Complete your profile in order to book appointments

Verify



Upload a photo of yourself as well as a form of accepted personal ID

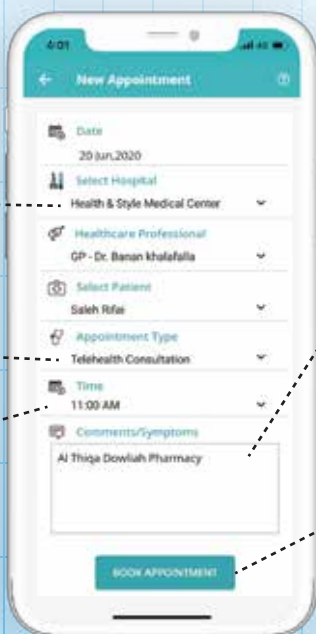
Step

4

Book an Appointment with Health and Style Medical Center



Appointment



1 In the appointment section, choose Health and Style Medical Center as the Hospital

2 Select Teleconsultation as appointment type

3 Select the date and time for the consultation

4 Mention **Al Thiqa Pharmacy** name in the Comment box

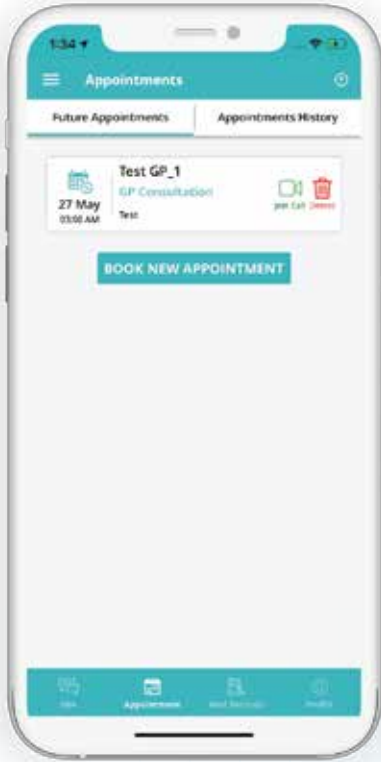
Note: Your prescription will be sent to **Al Thiqa Pharmacy** box

5 Press 'Book Appointment' tab to confirm your appointment

Step

5

Join the Video Call



Join the video conference at the appointed time

or

The doctor will give you a video call at your appointed time


Step

6

Health and Style Medical Center will send your Prescription to **Al Thiqa Pharmacy**



The prescription will be sent to the pharmacy you mentioned in the Comment box



Step

7

Collect your Medicines
from **Al Thiqa Pharmacy**



02 441 9283
050 520 5480
www.althiqaph.ae

4th Street Al Muroor,
Near Al Sultan Bakery
Abu Dhabi U.A.E



Remote Care
Platform

for more info:

www.hsmc.me

02 633 0510

05 5511 6072 

 **HSMC**
HEALTH & STYLE MEDICAL CENTRE
L.L.C.